




HG Range – Selector Grabs – Light Range




Technical Specifications		HG 0.1	HG 1.2	HG 2.3	HG 3.4	HG 4.6	HG 5.8	HG 6.11	HG 7.12
Grab Weight	lb	165.3	198.4	308.6	529.1	771.6	881.8	992	1,322.8
Excavator Weight	lb	1,540 / 2,645	2,204 / 4,400	2,645 / 6,614	5,500 / 8,820	8,820 / 13,225	11,020 / 17,637	13,225 / 24,250	15,430 / 26,455
Max Jaws opening - B	in	23.4	30	29.5	45.2	54.6	58.5	60.4	66.3
Width - C	in	11.7	13.6	17.5	19.5	23.4	27.3	27.3	23.4
Total height - A	in	23.2	23.8	27.5	33.5	37.4	39.4	43.3	41
Pressure max Cylinder	psi	4,351	4,351	4,351	4,351	4,351	4,351	4,641	5,076
Oil flow Cylinder	gpm	3.96	5.28	6.60	9.25	10.57	13.21	18.49	23.78
Rotation pressure max	psi	3,045	3,045	3,045	3,045	3,045	3,045	3,045	3,045
Rotation oil flow	gpm	1.3	1.3	2.6	2.6	3.17	3.17	3.96	3.96
Capacity	Yd ³	0.04	0.05	0.09	0.13	0.19	0.26	0.26	0.39
Closing force	Tonf	0.61	0.71	1.53	2.04	2.35	2.45	2.45	3.06

*Promove reserves the right to modify the technical data without notice



HG Range – Selector Grabs –Medium Range




Technical Specifications		HG10.16	HG 12.20	HG 13.20	HG 16.20	HG+ 16.25	HG+ 17.28	HG+ 20.28	HG+ 23.30	HG+ 24.35
Grab Weight	lb	1,851	2,061.3	2,171.5	2,193.6	2,976	3,120	3,306	3,858	3,968
Excavator Weight	lb	22,045 / 35,274	26,455 / 44,092	28,660 / 44,092	35,270 / 44,092	35,270 / 55,115	37,478 / 61,728	44,092 / 61,728	50,706 / 66,138	52,910 / 77,161
Max Jaws opening - B	in	70.8	76	76	76	81.9	81.9	81.9	87.75	93.6
Width - C	in	31.2	31.2	35.1	39	36.2	39	46.8	46.8	46.8
Total height - A	in	47.2	47.8	51.6	48.6	57.1	57.3	57.3	59	61
Pressure max Cylinder	psi	5,076	5,076	5,076	5,076	5,076	5,076	5,076	5,076	5,076
Oil flow Cylinder	gpm	26.42	31.70	31.70	31.70	39.6	42.2	42.2	44.9	44.9
Rotation pressure max	psi	3,045	3,045	3,045	3,045	3,046	3,046	3,046	3,046	3,046
Rotation oil flow	gpm	6.60	6.60	6.60	6.60	9.2	9.2	9.2	9.2	9.2
Capacity	Yd ³	0.52	0.65	0.78	0.91	0.97	1.04	1.10	1.17	1.23
Closing force	Tonf	3.57	4.69	4.69	4.69	5.6	6.9	6.9	8.2	8.2

*Promove reserves the right to modify the technical data without notice



HG Range – Selector Grabs – Heavy Range



Technical Specifications		HG+ 25.38	HG+ 28.40	HG+ 30.50	HG+ 35.50	HG+ 40.65	HG+ 45.80	HG+ 45.100	HG + 70.120	HG+ 100.200
Grab Weight	lb	4,189	5,511	5,952	6,614	8,818	9,259	11,023	15,983	28,660
Excavator Weight	lb	55,115 / 83,775	61,730 / 88,184	66,138 / 110,230	77,161 / 110,230	88,184 / 143,300	99,207 / 176,368	99,207 / 220,460	154,322 / 264,552	220,460 / 440,920
Max Jaws opening - B	in	87.75	87.75	87.75	95.5	111.1	111.1	117	148.2	171.6
Width - C	in	46.8	46.8	53	58.5	58.5	58.5	58.5	70.2	70.2
Total height - A	in	65	66.9	68.9	70.9	70.2	70.2	84.6	87.7	122.3
Pressure max Cylinder	psi	5,076	5,076	5,076	5,076	5,076	5,076	5,076	5,076	5,076
Oil flow Cylinder	gpm	47.5	52.8	52.8	52.8	66	66	79.2	84.5	92.5
Rotation pressure max	psi	3,046	3,046	3,046	3,046	3,626	3,046	3,626	3,626	3,626
Rotation oil flow	gpm	9.2	9.2	9.2	9.2	10.5	13.2	15.8	18.5	26.4
Capacity	Yd ³	1.17	1.3	1.43	1.69	1.95	1.95	2.08	4.68	5.98
Closing force	Tonf	8.2	9.2	9.2	9.2	11.2	11.2	13.3	15	18.4

*Promove reserves the right to modify the technical data without notice